

Signify Classified - Internal
Cooper Lighting Solutions Photometric Lab
1121 Highway 74 South
Peachtree City, GA 30269



Scaled data based on original data using
LM-79-08 Approved Method: Electrical and Photometric Measurements of Solid-
State Lighting Products

Test Report Prepared for
Cooper Lighting Solutions
(formerly Eaton)

Brand: STREETWORKS

Report Number: P867913

Luminaire Tested: **MEM2-HSN-SA-60-750-U-T2R**

Issue Date: 08/21/2024



Test Information

Test Method: LM-79-08
Report Number: P867913
Test Lab: INNOVATION CENTER(G3)
Issue Date: 08/21/2024
Manufacturer: COOPER LIGHTING SOLUTIONS (FORMERLY EATON)
Product Line: STREETWORKS
Catalog Number: MEM2-HSN-SA-60-750-U-T2R
Description: EPIC MODERN SHORT HOUSING DISCRETE LED ARRAYS 60W 70CRI 5000K
FITXURE w/ TYPE II ROADWAY DISTRIBUTION OPTIC
Light Source: (20) 5000K CCT, 70 CRI LEDS
Ballast/Driver: ELECTRONIC DRIVER

Summary

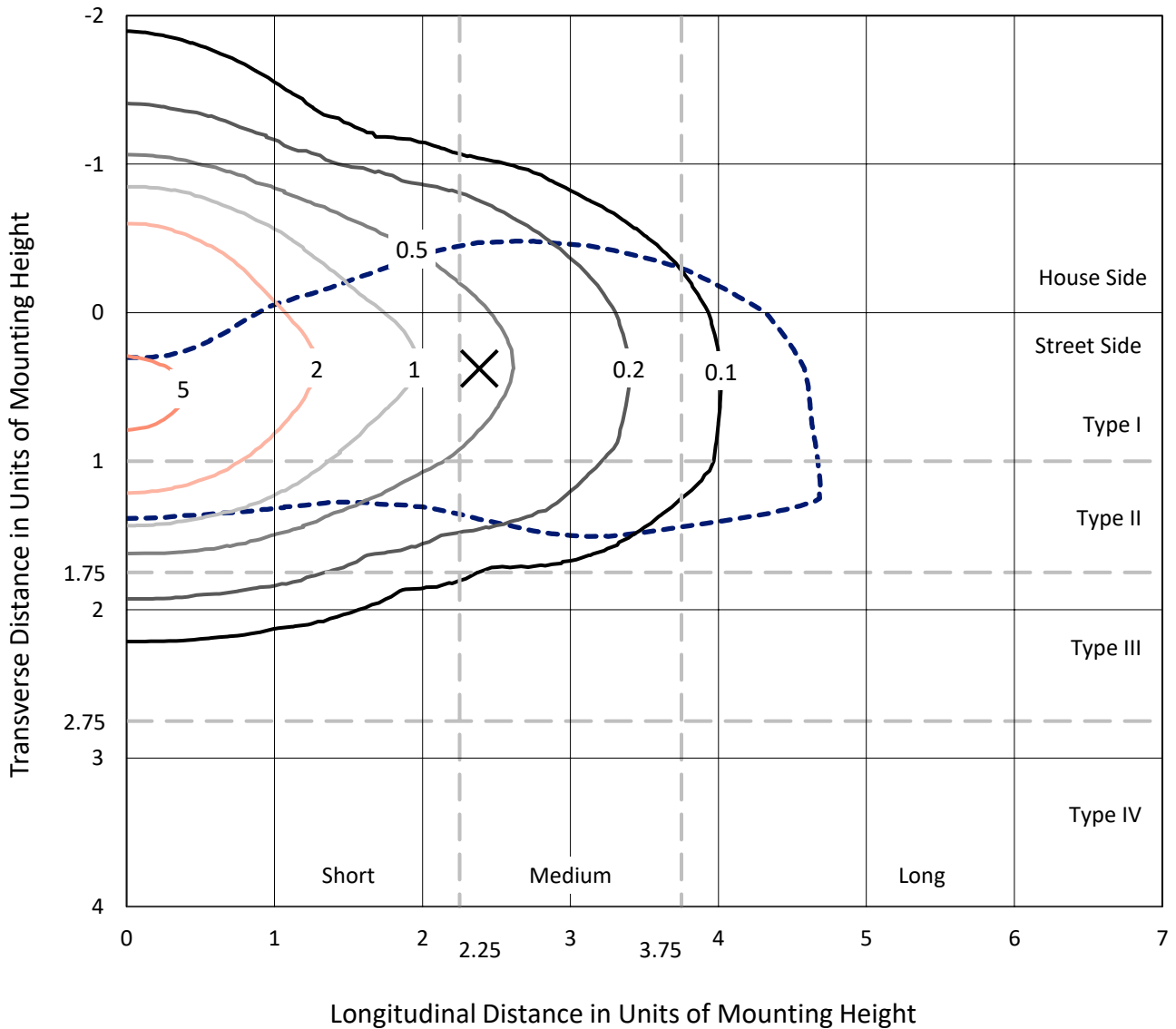
Lumens per Lamp: N/A
Luminaire Lumens: 9269.5 lumens
Efficiency: N/A
Efficacy: 152.0 lumens/watt
Luminous Opening: Rectangular (W 0.67' x L: 0.33' x H: 0')
IES Classification: Type II - Medium
BUG Rating: B2 - U0 - G2

Input Watts (W): 61
Input Voltage (V): 120
Input Current (A_{in}): NR
Voltage Rise (V): NR
Power Factor: 0.99
Total Harmonic Distortion (THDi): 9.89%
Frequency (hertz): 60
Stabilization Time: NR
Operation Time: NR
Ambient Temperature (°C): NR
Test Distance: 24 FT

REPORT NUMBER: P867913
 CATALOG NUMBER: MEM2-HSN-SA-60-750-U-T2R

Iso-Footcandle Lines of Horizontal Illumination

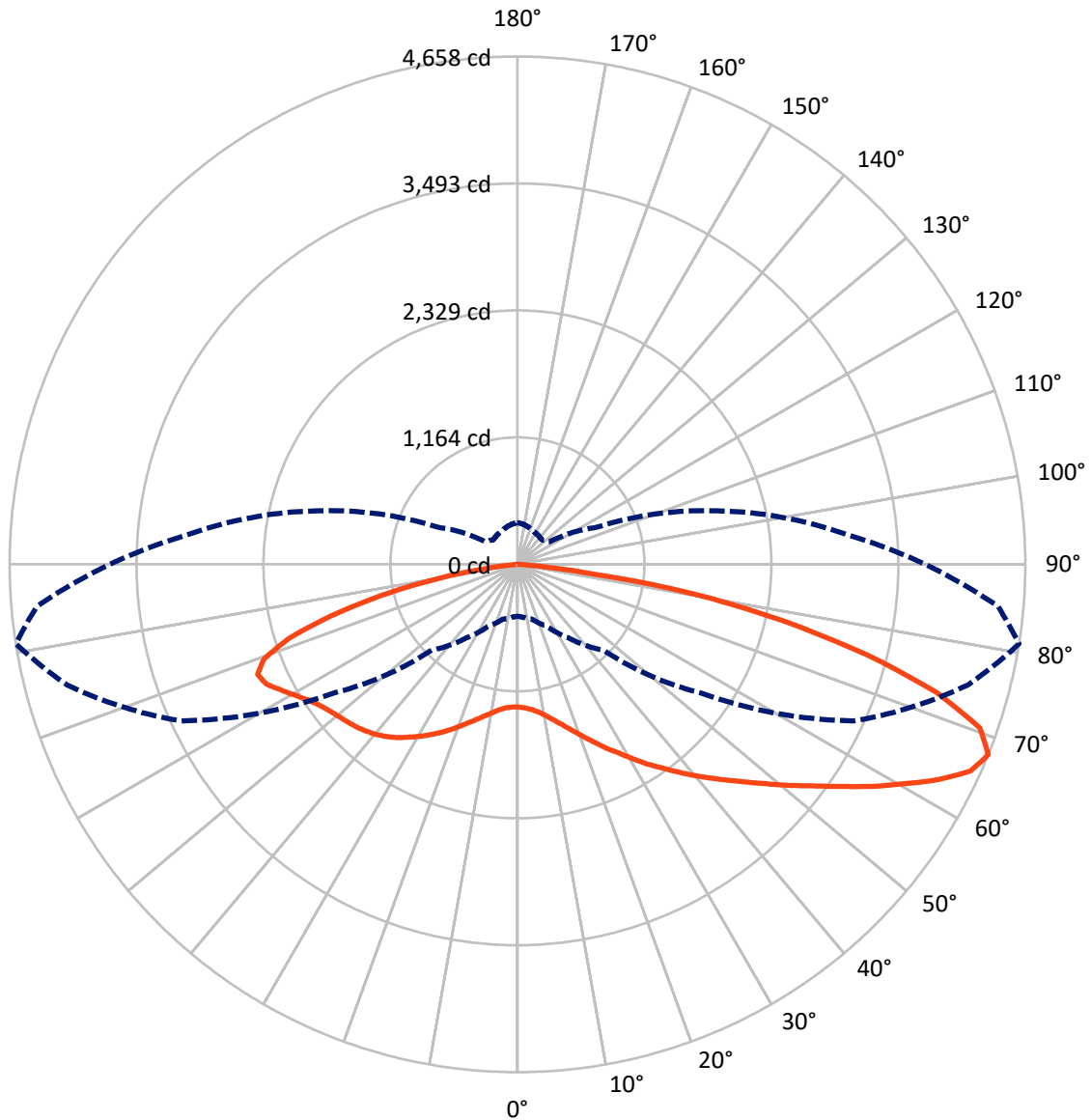
× Max cd
 - - - 1/2 Max cd



Based on 20 foot mounting height. Maximum calculated value = 5.9 fc
 Type II - Medium - N/A

REPORT NUMBER: P867913
CATALOG NUMBER: MEM2-HSN-SA-60-750-U-T2R

Luminous Intensity Polar Plot



— Vertical Plane Through 81-Deg Lateral - - - Horizontal Cone Through 67.5-Deg Vertical

REPORT NUMBER: P867913
 CATALOG NUMBER: MEM2-HSN-SA-60-750-U-T2R

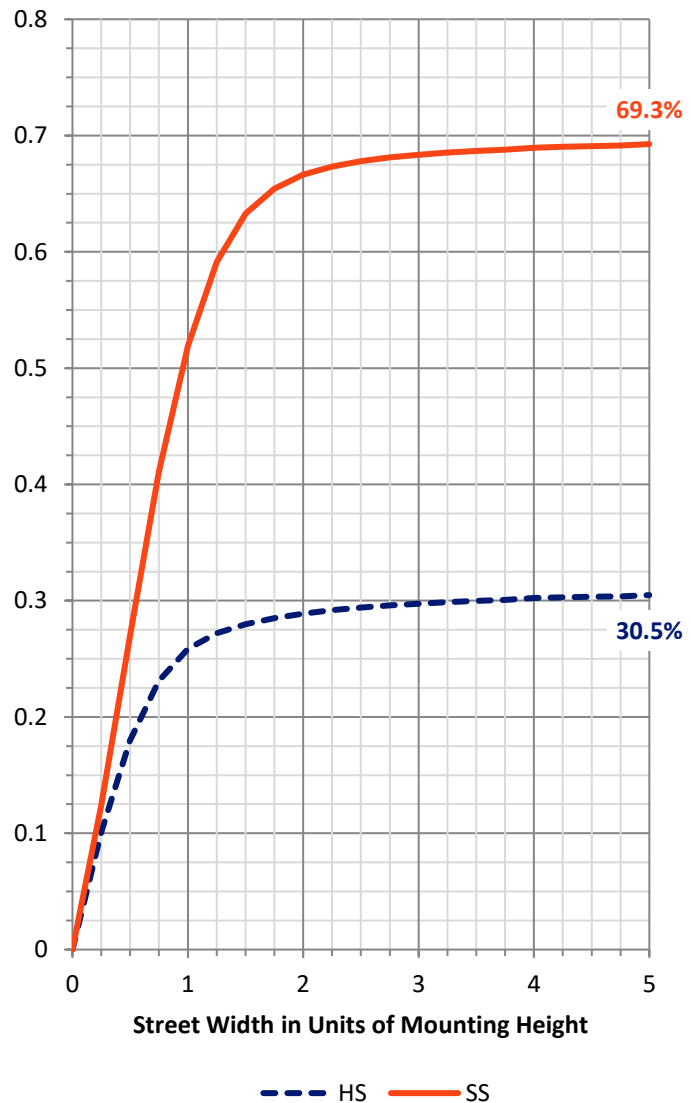
FLUX DISTRIBUTION:

		Downward	Upward	Total
House Side	Lumens	2840.4	0.0	2840.4
	% Fixture	30.6	0.0	30.6
Street Side	Lumens	6429.1	0.0	6429.1
	% Fixture	69.4	0.0	69.4
Total	Lumens	9269.5	0.0	9269.5
	% Fixture	100.0	0.0	100.0

Coefficient of Utilization

ZONAL LUMENS:

Zone	Lumens	% Fixture
0°-10°	133.4	1.4
10°-20°	473.7	5.1
20°-30°	943.5	10.2
30°-40°	1482.3	16.0
40°-50°	1838.3	19.8
50°-60°	1797.1	19.4
60°-70°	1511.2	16.3
70°-80°	960.3	10.4
80°-90°	129.6	1.4
90°-100°	0.0	0.0
100°-110°	0.0	0.0
110°-120°	0.0	0.0
120°-130°	0.0	0.0
130°-140°	0.0	0.0
140°-150°	0.0	0.0
150°-160°	0.0	0.0
160°-170°	0.0	0.0
170°-180°	0.0	0.0
0°-90°	9269.5	100.0
0°-180°	9269.5	100.0



REPORT NUMBER: P867913

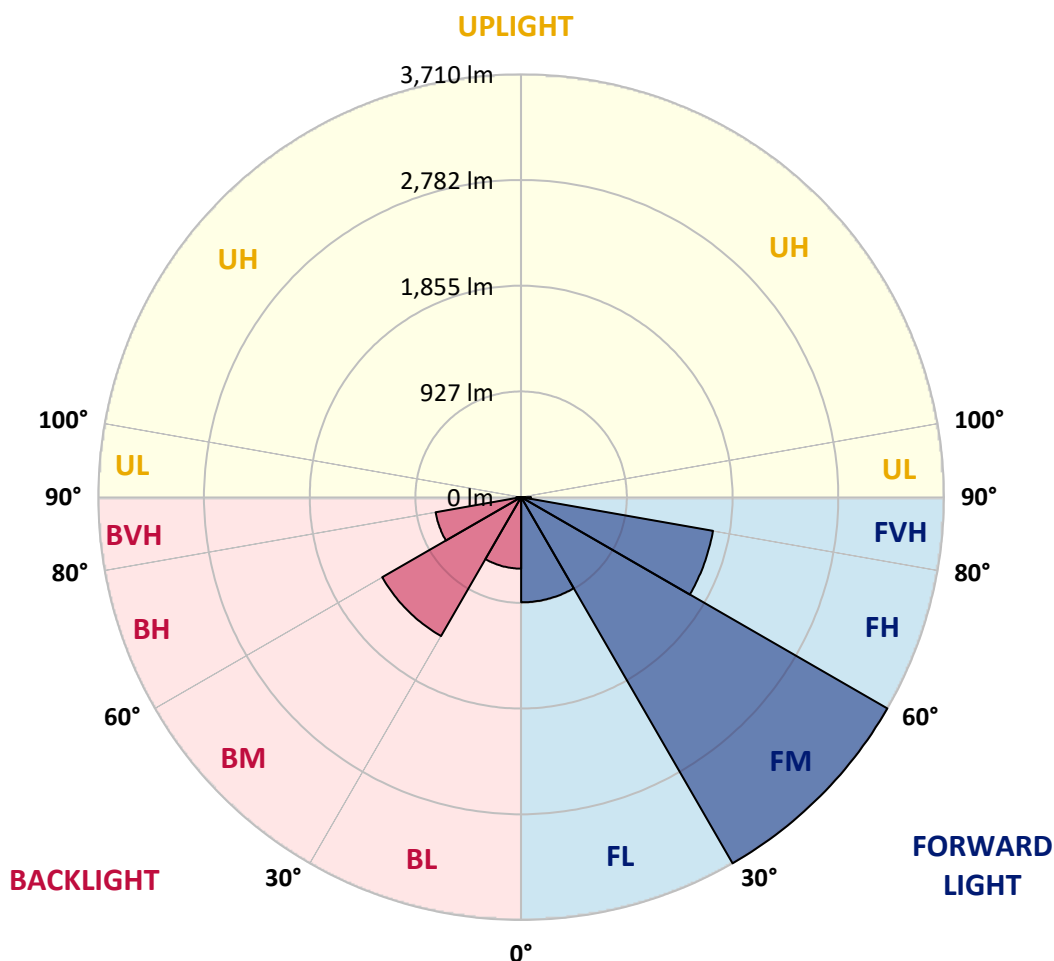
CATALOG NUMBER: MEM2-HSN-SA-60-750-U-T2R

LUMINAIRE CLASSIFICATION SYSTEM LUMEN TABLE AND BUG RATING:

Zone		Lumens	% Fixture	Zone Rating/Lumen Limit		
				B	U	G
FL	(0°-30°)	923.3	10.0			
FM	(30°-60°)	3709.9	40.0			
FH	(60°-80°)	1709.0	18.4			G1/1800
FVH	(80°-90°)	86.8	0.9			G1/100
BL	(0°-30°)	627.4	6.8	B2/1000		
BM	(30°-60°)	1407.8	15.2	B2/2500		
BH	(60°-80°)	762.5	8.2	B2/1000		G2/1000
BVH	(80°-90°)	42.8	0.5			G1/100
UL	(90°-100°)	0.0	0.0		U0/0	
UH	(100°-180°)	0.0	0.0		U0/0	

BUG Rating: B2-U0-G2

Type II Medium





REPORT NUMBER: P867913

CATALOG NUMBER: MEM2-HSN-SA-60-750-U-T2R

CANDELA DISTRIBUTION (FULL):

	0°	5°	15°	25°	35°	45°	55°	65°	75°	81°	85°
0°	1308.7	1308.7	1308.7	1308.7	1308.7	1308.7	1308.7	1308.7	1308.7	1308.7	1308.7
2.5°	1354.6	1352.8	1352.8	1338.1	1338.1	1334.4	1336.3	1325.2	1319.7	1317.9	1316.0
5°	1452.1	1452.1	1441.0	1431.8	1413.5	1396.9	1382.2	1360.2	1343.6	1336.3	1330.7
7.5°	1599.1	1588.1	1584.4	1556.8	1518.2	1485.1	1455.7	1407.9	1376.7	1365.7	1358.3
10°	1779.2	1764.5	1737.0	1705.7	1656.1	1606.5	1547.6	1483.3	1431.8	1409.8	1400.6
12.5°	1964.9	1944.7	1906.1	1876.7	1812.3	1737.0	1654.2	1566.0	1494.3	1463.1	1446.5
15°	2168.9	2157.9	2111.9	2053.1	1977.7	1871.1	1768.2	1659.8	1567.9	1523.7	1496.2
17.5°	2389.5	2372.9	2323.3	2251.6	2145.0	2018.2	1898.7	1759.0	1652.4	1595.4	1564.2
20°	2606.4	2602.7	2529.2	2461.2	2336.2	2178.1	2023.7	1876.7	1742.5	1676.3	1635.9
22.5°	2849.0	2825.1	2760.8	2665.2	2516.3	2371.1	2189.1	1998.0	1839.9	1762.7	1716.7
25°	3100.8	3099.0	3019.9	2902.3	2727.7	2543.9	2347.2	2135.8	1955.7	1861.9	1801.3
27.5°	3413.3	3389.4	3288.3	3154.1	2951.9	2740.5	2512.6	2279.2	2066.0	1953.8	1880.3
30°	3687.1	3679.8	3565.8	3415.1	3189.0	2937.2	2690.9	2440.9	2196.5	2064.1	1983.3
32.5°	3909.5	3900.3	3802.9	3652.2	3409.6	3148.6	2865.5	2593.5	2327.0	2183.6	2077.0
35°	4095.2	4080.5	3979.4	3828.7	3619.1	3354.4	3053.0	2753.4	2470.3	2295.7	2194.6
37.5°	4168.7	4155.8	4073.1	3948.1	3755.1	3512.5	3222.1	2929.9	2613.7	2422.6	2308.6
40°	4141.1	4133.8	4075.0	3988.6	3841.5	3639.3	3383.9	3113.7	2775.5	2556.7	2420.7
42.5°	4010.6	4010.6	3973.9	3929.8	3856.2	3711.0	3527.2	3290.1	2931.7	2690.9	2527.3
45°	3826.8	3819.5	3806.6	3790.1	3779.0	3723.9	3621.0	3442.7	3104.5	2838.0	2656.0
47.5°	3582.4	3587.9	3578.7	3586.0	3632.0	3666.9	3661.4	3584.2	3280.9	2999.7	2782.8
50°	3198.2	3223.9	3253.4	3339.7	3433.5	3530.9	3621.0	3685.3	3488.6	3183.5	2929.9
52.5°	2722.2	2733.2	2812.2	3016.2	3216.6	3345.3	3516.2	3731.2	3672.4	3374.7	3102.6
55°	2135.8	2156.0	2275.5	2564.1	2920.7	3167.0	3367.3	3711.0	3859.9	3593.4	3304.8
57.5°	1531.1	1544.0	1735.1	2032.9	2497.9	2911.5	3198.2	3630.2	4010.6	3841.5	3512.5
60°	1088.1	1112.0	1235.2	1525.6	1972.2	2558.6	3043.8	3512.5	4150.3	4084.2	3784.5
62.5°	803.2	816.1	902.5	1113.9	1481.5	2077.0	2843.5	3426.1	4242.2	4345.2	4056.6
65°	604.7	610.2	669.1	814.3	1108.3	1531.1	2527.3	3409.6	4293.7	4567.6	4297.4
67.5°	476.1	485.2	522.0	621.3	825.3	1113.9	2058.6	3398.6	4275.3	4657.6	4424.2
70°	400.7	402.5	430.1	485.2	617.6	801.4	1538.4	3233.1	4172.4	4499.6	4306.6
72.5°	347.4	347.4	360.3	404.4	496.3	606.6	1047.7	2838.0	3911.4	4019.8	3898.5
75°	281.2	279.4	301.4	343.7	398.9	466.9	704.0	2148.7	3363.6	3308.5	3209.2
77.5°	244.5	242.6	261.0	297.8	329.0	373.1	481.6	1395.1	2646.8	2481.4	2418.9
80°	209.5	204.0	218.7	253.7	270.2	290.4	332.7	812.4	1729.6	1626.7	1551.3
82.5°	158.1	145.2	141.5	170.9	182.0	169.1	169.1	284.9	628.6	634.1	586.3
85°	12.9	14.7	18.4	22.1	31.2	34.9	36.8	60.7	93.7	90.1	91.9
87.5°	1.8	1.8	1.8	3.7	3.7	5.5	5.5	5.5	7.4	7.4	7.4
90°	0.0	0.0	0.0	0.0	0.0	0.0	0.0	0.0	0.0	0.0	0.0



REPORT NUMBER: P867913

CATALOG NUMBER: MEM2-HSN-SA-60-750-U-T2R

CANDELA DISTRIBUTION (continued):

	90°	95°	105°	115°	125°	135°	145°	155°	165°	175°	180°
0°	1308.7	1308.7	1308.7	1308.7	1308.7	1308.7	1308.7	1308.7	1308.7	1308.7	1308.7
2.5°	1314.2	1310.5	1306.9	1306.9	1306.9	1303.2	1301.3	1301.3	1299.5	1294.0	1292.2
5°	1327.1	1321.6	1316.0	1316.0	1316.0	1314.2	1312.4	1314.2	1312.4	1306.9	1305.0
7.5°	1352.8	1345.5	1338.1	1338.1	1341.8	1339.9	1339.9	1341.8	1339.9	1334.4	1332.6
10°	1389.6	1378.5	1374.9	1374.9	1378.5	1376.7	1374.9	1374.9	1373.0	1363.8	1367.5
12.5°	1430.0	1419.0	1415.3	1417.1	1415.3	1411.6	1413.5	1407.9	1406.1	1391.4	1389.6
15°	1481.5	1468.6	1461.3	1463.1	1457.6	1450.2	1442.9	1439.2	1431.8	1419.0	1415.3
17.5°	1540.3	1520.1	1510.9	1510.9	1499.9	1485.1	1474.1	1463.1	1452.1	1437.4	1433.7
20°	1597.3	1578.9	1564.2	1560.5	1538.4	1514.6	1494.3	1476.0	1463.1	1446.5	1442.9
22.5°	1669.0	1643.2	1623.0	1606.5	1573.4	1534.8	1503.5	1477.8	1459.4	1441.0	1435.5
25°	1744.3	1707.6	1674.5	1643.2	1597.3	1542.1	1498.0	1461.3	1437.4	1417.1	1413.5
27.5°	1819.7	1771.9	1724.1	1674.5	1604.6	1532.9	1470.4	1426.3	1395.1	1369.3	1365.7
30°	1900.5	1841.7	1766.4	1694.7	1602.8	1509.0	1430.0	1367.5	1330.7	1301.3	1297.7
32.5°	1983.3	1909.7	1806.8	1709.4	1593.6	1474.1	1371.2	1305.0	1259.1	1226.0	1216.8
35°	2075.2	1985.1	1843.6	1714.9	1567.9	1422.7	1308.7	1226.0	1172.7	1139.6	1132.2
37.5°	2168.9	2054.9	1867.5	1711.2	1531.1	1362.0	1227.8	1143.3	1080.8	1034.8	1027.5
40°	2264.5	2119.3	1882.2	1692.8	1479.6	1286.6	1152.5	1049.5	959.5	917.2	897.0
42.5°	2352.7	2178.1	1889.5	1667.1	1422.7	1207.6	1053.2	919.0	834.5	788.5	797.7
45°	2444.6	2233.2	1891.4	1635.9	1347.3	1106.5	928.2	803.2	718.7	683.8	680.1
47.5°	2523.6	2279.2	1887.7	1591.8	1262.7	990.7	797.7	678.2	615.7	582.7	579.0
50°	2628.4	2330.7	1882.2	1540.3	1152.5	858.4	676.4	579.0	522.0	496.3	494.4
52.5°	2733.2	2387.6	1878.5	1468.6	1036.7	733.4	566.1	488.9	450.3	437.5	433.8
55°	2871.0	2457.5	1880.3	1385.9	904.3	604.7	479.7	426.4	406.2	400.7	400.7
57.5°	3029.1	2547.5	1891.4	1294.0	766.5	500.0	417.2	393.3	391.5	395.2	397.0
60°	3220.3	2667.0	1913.4	1198.4	639.6	422.8	380.5	378.6	384.2	397.0	400.7
62.5°	3435.3	2797.5	1941.0	1073.4	518.3	371.3	360.3	367.6	375.0	389.7	391.5
65°	3624.6	2944.6	1957.5	953.9	433.8	341.9	347.4	351.1	369.4	389.7	389.7
67.5°	3738.6	3051.2	1895.0	803.2	362.1	316.1	327.2	338.2	358.4	376.8	380.5
70°	3700.0	3016.2	1681.8	623.1	307.0	292.3	305.1	321.7	341.9	363.9	375.0
72.5°	3431.6	2768.1	1365.7	454.0	266.5	270.2	286.7	308.8	327.2	351.1	365.8
75°	2869.2	2310.4	985.2	327.2	233.4	248.1	273.9	292.3	305.1	310.6	312.5
77.5°	2178.1	1698.4	670.9	244.5	202.2	222.4	250.0	270.2	273.9	277.5	281.2
80°	1422.7	1080.8	378.6	170.9	154.4	182.0	204.0	226.1	218.7	229.8	233.4
82.5°	601.0	472.4	172.8	84.6	71.7	77.2	82.7	73.5	68.0	68.0	58.8
85°	79.0	60.7	25.7	11.0	9.2	5.5	5.5	5.5	3.7	3.7	3.7
87.5°	7.4	7.4	5.5	5.5	3.7	3.7	1.8	3.7	1.8	1.8	1.8
90°	0.0	0.0	0.0	0.0	0.0	0.0	0.0	0.0	0.0	0.0	0.0

LM-79-2019: Approved Method: Electrical and Photometric Measurements of Solid-
State Lighting Products

Report Prepared for

Cooper Lighting Solutions

Streetworks

Report Number: SP1-2407-157-6

Test Date: 08/07/2024

Luminaire Tested: MEM2-HTN-SA-30-750-U-5WQ-2

Data in this report applies to families of products including MEM2-HTN-SA-30-750-U-5WQ-2

Test Information

Test Method: LM-79-2019
 Report Number: SP1-2407-157-6
 Test Lab: COOPER LIGHTING SOLUTIONS
 Photometer: SP1 - 76IN SPHERE
 Measurement Geometry: 4π
 Issue Date: 08/20/2024
 Manufacturer: COOPER LIGHTING SOLUTIONS
 Product Line: Streetworks
 Catalog Number: **MEM2-HTN-SA-30-750-U-5WQ-2**
 Description: Epic Modern Light Square 30W 5WQ Optic and Flare Trim

Spectral Parameters

CCT (K): 5094
 CIE u': 0.2082
 CIE v': 0.4867
 Duv: 0.0032
 CIE x: 0.3430
 CIE y: 0.3564
 CIE z: 0.3006
 Peak Wavelength (nm): 451
 Dominant Wavelength (nm): 568
 Purity: 9.86439
 Rf: 73.7
 Rg: 93

CRI (Ra):	72.0		
R1:	68.6	R9:	-39.6
R2:	78.1	R10:	47.6
R3:	84.6	R11:	68.2
R4:	71.6	R12:	41.4
R5:	69.6	R13:	70.4
R6:	69.4	R14:	91.4
R7:	80.9	R15:	61.4
R8:	53.1		



Test Conditions

Stabilization Time: 20M
 Operation Time: 1H 20M
 Sphere Temperature (°C): 24.2

REPORT NUMBER: SP1-2407-157-6

Measurement and Test Equipment			
Instrument	Identification Number	Calibration Date	Calibration Due Date
Photometer	IN0058	6/18/2024	12/18/2024
Power Meter	INXT2011004	2/8/2024	2/8/2025
AC Power Source	IN0063	10/24/2023	10/24/2024
DC Power Source	IN0208	10/24/2023	10/24/2024
Sphere Thermometer	IN0085	10/24/2023	10/24/2024
Room Thermometer	IN0046	10/24/2023	10/24/2024

REPORT NUMBER: SP1-2407-157-6

CIE 1931 Chromaticity Diagram



CIE 1931 Chromaticity Diagram with 2017 ANSI 7-Step and 4-Step Quadrangles



Point lies inside the ANSI 5000K 4-step quadrangle

REPORT NUMBER: SP1-2407-157-6

Photopic Flux vs. Wavelength



Photopic Lumens: NR

λ (nm)	Power W [^] /nm	Lumens (φ/nm)	λ (nm)	Power W [^] /nm	Lumens (φ/nm)	λ (nm)	Power W [^] /nm	Lumens (φ/nm)	λ (nm)	Power W [^] /nm	Lumens (φ/nm)	λ (nm)	Power W [^] /nm	Lumens (φ/nm)
360	0	NR	490	114	NR	620	361	NR	750	9	NR	880	0	NR
365	0	NR	495	145	NR	625	326	NR	755	8	NR	885	0	NR
370	0	NR	500	197	NR	630	294	NR	760	7	NR	890	0	NR
375	0	NR	505	259	NR	635	261	NR	765	6	NR	895	0	NR
380	0	NR	510	319	NR	640	232	NR	770	5	NR	900	0	NR
385	0	NR	515	373	NR	645	204	NR	775	4	NR	905	0	NR
390	0	NR	520	414	NR	650	179	NR	780	4	NR	910	0	NR
395	1	NR	525	445	NR	655	157	NR	785	3	NR	915	0	NR
400	3	NR	530	465	NR	660	136	NR	790	3	NR	920	0	NR
405	5	NR	535	482	NR	665	118	NR	795	2	NR	925	0	NR
410	9	NR	540	493	NR	670	102	NR	800	2	NR	930	0	NR
415	18	NR	545	505	NR	675	87	NR	805	2	NR	935	0	NR
420	36	NR	550	515	NR	680	75	NR	810	2	NR	940	0	NR
425	72	NR	555	527	NR	685	65	NR	815	1	NR	945	0	NR
430	134	NR	560	540	NR	690	56	NR	820	1	NR	950	0	NR
435	242	NR	565	550	NR	695	48	NR	825	1	NR	955	0	NR
440	407	NR	570	557	NR	700	41	NR	830	1	NR	960	0	NR
445	684	NR	575	561	NR	705	35	NR	835	1	NR	965	0	NR
450	988	NR	580	559	NR	710	30	NR	840	1	NR	970	0	NR
455	828	NR	585	551	NR	715	26	NR	845	1	NR	975	0	NR
460	473	NR	590	537	NR	720	22	NR	850	1	NR	980	0	NR
465	333	NR	595	516	NR	725	19	NR	855	0	NR	985	0	NR
470	232	NR	600	491	NR	730	16	NR	860	0	NR	990	0	NR
475	146	NR	605	461	NR	735	14	NR	865	0	NR	995	0	NR
480	113	NR	610	429	NR	740	12	NR	870	0	NR	1000	0	NR
485	106	NR	615	395	NR	745	10	NR	875	0	NR			

REPORT NUMBER: SP1-2407-157-6

Scotopic Flux vs. Wavelength



Scotopic Lumens: NR

S/P: 1.81

λ (nm)	Power W [^] /nm	Lumens (φ/nm)	λ (nm)	Power W [^] /nm	Lumens (φ/nm)	λ (nm)	Power W [^] /nm	Lumens (φ/nm)	λ (nm)	Power W [^] /nm	Lumens (φ/nm)	λ (nm)	Power W [^] /nm	Lumens (φ/nm)
360	0	NR	490	114	NR	620	361	NR	750	9	NR	880	0	NR
365	0	NR	495	145	NR	625	326	NR	755	8	NR	885	0	NR
370	0	NR	500	197	NR	630	294	NR	760	7	NR	890	0	NR
375	0	NR	505	259	NR	635	261	NR	765	6	NR	895	0	NR
380	0	NR	510	319	NR	640	232	NR	770	5	NR	900	0	NR
385	0	NR	515	373	NR	645	204	NR	775	4	NR	905	0	NR
390	0	NR	520	414	NR	650	179	NR	780	4	NR	910	0	NR
395	1	NR	525	445	NR	655	157	NR	785	3	NR	915	0	NR
400	3	NR	530	465	NR	660	136	NR	790	3	NR	920	0	NR
405	5	NR	535	482	NR	665	118	NR	795	2	NR	925	0	NR
410	9	NR	540	493	NR	670	102	NR	800	2	NR	930	0	NR
415	18	NR	545	505	NR	675	87	NR	805	2	NR	935	0	NR
420	36	NR	550	515	NR	680	75	NR	810	2	NR	940	0	NR
425	72	NR	555	527	NR	685	65	NR	815	1	NR	945	0	NR
430	134	NR	560	540	NR	690	56	NR	820	1	NR	950	0	NR
435	242	NR	565	550	NR	695	48	NR	825	1	NR	955	0	NR
440	407	NR	570	557	NR	700	41	NR	830	1	NR	960	0	NR
445	684	NR	575	561	NR	705	35	NR	835	1	NR	965	0	NR
450	988	NR	580	559	NR	710	30	NR	840	1	NR	970	0	NR
455	828	NR	585	551	NR	715	26	NR	845	1	NR	975	0	NR
460	473	NR	590	537	NR	720	22	NR	850	1	NR	980	0	NR
465	333	NR	595	516	NR	725	19	NR	855	0	NR	985	0	NR
470	232	NR	600	491	NR	730	16	NR	860	0	NR	990	0	NR
475	146	NR	605	461	NR	735	14	NR	865	0	NR	995	0	NR
480	113	NR	610	429	NR	740	12	NR	870	0	NR	1000	0	NR
485	106	NR	615	395	NR	745	10	NR	875	0	NR			

REPORT NUMBER: SP1-2407-157-6

Melanopic Flux vs. Wavelength



Melanopic Lumens: NR

M/P: 3.73

λ (nm)	Power W [^] /nm	Lumens (φ/nm)	λ (nm)	Power W [^] /nm	Lumens (φ/nm)	λ (nm)	Power W [^] /nm	Lumens (φ/nm)	λ (nm)	Power W [^] /nm	Lumens (φ/nm)	λ (nm)	Power W [^] /nm	Lumens (φ/nm)
360	0	NR	490	114	NR	620	361	NR	750	9	NR	880	0	NR
365	0	NR	495	145	NR	625	326	NR	755	8	NR	885	0	NR
370	0	NR	500	197	NR	630	294	NR	760	7	NR	890	0	NR
375	0	NR	505	259	NR	635	261	NR	765	6	NR	895	0	NR
380	0	NR	510	319	NR	640	232	NR	770	5	NR	900	0	NR
385	0	NR	515	373	NR	645	204	NR	775	4	NR	905	0	NR
390	0	NR	520	414	NR	650	179	NR	780	4	NR	910	0	NR
395	1	NR	525	445	NR	655	157	NR	785	3	NR	915	0	NR
400	3	NR	530	465	NR	660	136	NR	790	3	NR	920	0	NR
405	5	NR	535	482	NR	665	118	NR	795	2	NR	925	0	NR
410	9	NR	540	493	NR	670	102	NR	800	2	NR	930	0	NR
415	18	NR	545	505	NR	675	87	NR	805	2	NR	935	0	NR
420	36	NR	550	515	NR	680	75	NR	810	2	NR	940	0	NR
425	72	NR	555	527	NR	685	65	NR	815	1	NR	945	0	NR
430	134	NR	560	540	NR	690	56	NR	820	1	NR	950	0	NR
435	242	NR	565	550	NR	695	48	NR	825	1	NR	955	0	NR
440	407	NR	570	557	NR	700	41	NR	830	1	NR	960	0	NR
445	684	NR	575	561	NR	705	35	NR	835	1	NR	965	0	NR
450	988	NR	580	559	NR	710	30	NR	840	1	NR	970	0	NR
455	828	NR	585	551	NR	715	26	NR	845	1	NR	975	0	NR
460	473	NR	590	537	NR	720	22	NR	850	1	NR	980	0	NR
465	333	NR	595	516	NR	725	19	NR	855	0	NR	985	0	NR
470	232	NR	600	491	NR	730	16	NR	860	0	NR	990	0	NR
475	146	NR	605	461	NR	735	14	NR	865	0	NR	995	0	NR
480	113	NR	610	429	NR	740	12	NR	870	0	NR	1000	0	NR
485	106	NR	615	395	NR	745	10	NR	875	0	NR			

Summary

$R_f = 73.7$
 $R_g = 93$
 $CIE R_a = 72.0$
 $R_9 = -39.6$



Color Vector Graphics



Individual Sample Fidelity Index ($R_{f,i}$)

CES01 = 85	CES26 = 62	CES51 = 90	CES76 = 50
CES02 = 59	CES27 = 88	CES52 = 89	CES77 = 67
CES03 = 30	CES28 = 80	CES53 = 79	CES78 = 53
CES04 = 69	CES29 = 69	CES54 = 84	CES79 = 80
CES05 = 46	CES30 = 88	CES55 = 83	CES80 = 77
CES06 = 50	CES31 = 72	CES56 = 74	CES81 = 78
CES07 = 38	CES32 = 62	CES57 = 73	CES82 = 90
CES08 = 38	CES33 = 82	CES58 = 73	CES83 = 90
CES09 = 29	CES34 = 69	CES59 = 86	CES84 = 85
CES10 = 72	CES35 = 83	CES60 = 88	CES85 = 77
CES11 = 56	CES36 = 87	CES61 = 82	CES86 = 75
CES12 = 61	CES37 = 78	CES62 = 81	CES87 = 76
CES13 = 41	CES38 = 98	CES63 = 73	CES88 = 81
CES14 = 74	CES39 = 96	CES64 = 63	CES89 = 72
CES15 = 70	CES40 = 91	CES65 = 60	CES90 = 80
CES16 = 46	CES41 = 96	CES66 = 56	CES91 = 71
CES17 = 49	CES42 = 79	CES67 = 53	CES92 = 58
CES18 = 55	CES43 = 78	CES68 = 63	CES93 = 74
CES19 = 71	CES44 = 99	CES69 = 72	CES94 = 52
CES20 = 63	CES45 = 86	CES70 = 55	CES95 = 64
CES21 = 85	CES46 = 85	CES71 = 46	CES96 = 76
CES22 = 77	CES47 = 89	CES72 = 82	CES97 = 86
CES23 = 91	CES48 = 80	CES73 = 45	CES98 = 76
CES24 = 90	CES49 = 83	CES74 = 90	CES99 = 62
CES25 = 71	CES50 = 89	CES75 = 48	



Color Rendition by Hue-Angle Bin



Measure Comparisons



(END OF REPORT)